

McCurtain Memorial Hospital Community Health Needs Assessment Summary and Implementation



Prepared by: McCurtain Memorial Hospital

April 2025

Table of Contents

Introduction.....	1
Description of the Hospital and Services Provided	1
Previous Community Health Needs Assessment- Priorities, Implementation, and Evaluation.....	2
McCurtain Memorial Hospital Medical Services Area Demographics.....	3
Figure 1. McCurtain Memorial Hospital Medical Service Areas.....	4
Table 1. Population of McCurtain Memorial Hospital Medical Service Area.....	5
Table 2. Existing Medical Services in the McCurtain Memorial Hospital Medical Services Area..	6
Table 3. Percent of Total Population by Age Group for McCurtain Memorial Hospital Medical Service Areas, McCurtain County and Oklahoma.....	7
Table 4. Percent of Total Population by Race and Ethnicity for McCurtain Memorial Hospital Medical Service Areas, McCurtain County and Oklahoma.....	8
Table 5. Education Data for McCurtain County and the State of Oklahoma.....	9
Table 6. Payer Source Data for McCurtain County and the State of Oklahoma.....	9
Summary of Community Input for CHNA	10
Health Data	10
Table 7. Community Conditions.....	11
Figure 2. 2025 Community Conditions – Oklahoma.....	12
Figure 3. McCurtain County Community Conditions - 2025	12
Table 8. Population Health and Well-Being.....	13
Figure 4. 2025 Population Health and Well-being – Oklahoma.....	13
Figure 5. McCurtain County Population Health and Well-being - 2025	14
Community Survey Methodology and Results	14
Key Findings from Community Surveys	14
Table 9. Average Rating for Health Care Services – Survey 2.....	15
Figure 6. CHNA Survey 2, Question 3	15
Figure 7. Reported Health Concerns.....	16
Community Health Needs – Identification of Priorities	16
CHNA Priorities.....	16
Non-Action Items.....	18
Community Health Needs Assessment Marketing Plan	18
Appendix A.....	19
Appendix B	20

Appendix C	21
Appendix D.....	24

Introduction

New requirements for nonprofit, 501(c)(3), hospitals were enacted under the Patient Protection and Affordable Care Act (ACA), passed on March 23, 2010. One of the most significant of the new requirements is the Community Health Needs Assessment (CHNA) that must be conducted during taxable years after March 23, 2012 and submitted with IRS form 990. A CHNA must then be completed every three years following.

While the requirements are fairly new, the IRS has made strides in defining hospitals that must complete the CHNA as well as details of what is expected in the CHNA report to be submitted. At this time the only entities that must complete the CHNA are hospital organizations defined as:

- An organization that operates a State-licensed hospital facility
- Any other organization that the Secretary determines has the provision of hospital care as its principal function or purpose constituting the basis for its exemption under section 501(c)(3).

The general goal behind the requirement is to gather community input that leads to recommendations on how the local hospital can better meet and serve residents' needs. The community input is typically derived from a community survey and a series of open meetings. Local health data are presented. Community members then identify and prioritize their top health needs.

After listening to community input, the hospital defines an implementation strategy for their specific facility. The implementation strategy is a written plan that addresses each of the health needs identified in the community meetings. To meet Treasury and IRS guidelines an implementation strategy must:

- Describe how the hospital facility plans to meet the health need, or
- Identify the health need as one the hospital facility does not intend to meet and explain why the hospital facility does not intend to meet the health need¹

After the needs are identified that the hospital can address, the implementation strategy must take into account specific programs, resources, and priorities for that particular facility. This can include existing programs, new programs, or intended collaboration with governmental, nonprofit, or other health care entities within the community.²

The facility must make the recommendations and implementation strategy widely available to community members. The facility must adopt the implementation strategy in that same taxable year.

The Community Health Needs Assessment for McCurtain Memorial Hospital along with the implementation strategy were presented and approved by the governing board on April 24, 2025.

Description of the Hospital and Services Provided

McCurtain Memorial Hospital (MMH) is a 25-bed critical access hospital, located at 1301 E Lincoln Road, Idabel, Oklahoma. The current services provided at MMH are the following:

¹ Internal Revenue Service. 2011. Notice and Requests for Comments Regarding the Community Health Needs Assessment Requirements for Tax-Exempt Hospitals. Internal Revenue Bulletin: 2011-30.

² Ibid

- 24 Hour Emergency Services
- Cardiology – Partnered with Oklahoma Heart Hospital
- Nephrology – Partnered with Collom & Carney
- General Surgery
- Wound Care
- Cardiac Rehab
- Pulmonary Rehab
- Therapy
 - Physical, Occupational, Respiratory, and Speech
- Imaging
- Swing Bed
- Psychiatry and Addiction Consults – Partnered with OSU Medicine

Previous Community Health Needs Assessment- Priorities, Implementation, and Evaluation

McCurtain Memorial Hospital worked with the Oklahoma Office of Rural Health in 2022 to complete their fourth Community Health Needs Assessment. During that time, health concerns were identified by community members and then prioritized by community members in focus group-style meetings. The following identifies each priority, implementation taken, and an evaluation or impact of the implementation.

Area of Concern: Cost and Continuity of Care, and Services for Aging Population

- McCurtain Memorial Hospital partnered with the 340B program to provide cost- effective drug program to uninsured/under-insured patients who otherwise may not have the resources to acquire lifesaving drugs.
- The hospital also provides resources to patients and their families seeking financial assistance with the cost of their care.
- The hospital developed a swing bed program that allows a more aggressive inpatient stepdown hospitalization program affording patients more stability before discharge to home or their nursing facility.
- The Idabel and Valliant clinics are open. Nurse practitioners, overseen by a physician, are treating patients with an average of 20 visits per day.

Area of Concern: Health literacy

- McCurtain Memorial hospital continues to provide education to patients in general wellness and early detection of high blood pressure, obesity, and other chronic illnesses.

Area of Concern: Lack of inpatient mental health services (3) - Facilities for both men and women and children

- MMH currently lacks the resources to provide inpatient mental health services.

Area of Concern: Women's health services/OBGYN care

- MMH currently lacks the resources to provide women's health services and obstetrics care.

Area of Concern: Specialty type care- Many stroke and chest pain patients through ED, also chronic illnesses

- McCurtain Memorial Hospital is partnering with OU Health, Dr. Ahmad and Dr. Leach, to provide a number of specialty consults including nephrology, cardiology, infectious disease, pulmonology, wound care, neurology, and telestroke. In doing so, this will reduce travel time for patients/family members and provide services not currently offered. These initiatives will allow time-saving and life-saving critical care decisions.

Area of Concern: Transportation (2)

- MMH has recently purchased a patient transport van to assist in transporting patients referred to the swing bed program from other facilities.

Area of Concern: Substance abuse (2)

- McCurtain Memorial Hospital lacks the resources to provide substance abuse assistance.

Area of Concern: Housing and resources

- McCurtain Memorial Hospital lacks the resources to provide housing and homeless situation help.

Area of Concern: Obesity rate

- The Hospital continues operation of the Patricia R. Baggs Rehabilitation and Wellness Center at low cost to all community members with discounted rates for seniors and free access to employees of the hospital and other groups of the community such as teachers. Usage of the wellness center by the public averages 250-300 visits per month aside from regular patient therapy sessions.
- The Hospital continues to maintain the Garden Meadows Walking Trail located in the front of the hospital which is free and open to the public. It is unknown how many individuals use the walking track on a daily basis as it is free and open to the public. The activity is unmonitored.
- The Hospital encourages the consumption of healthy snacks to all patients, visitors and guests by making fresh popcorn available during weekdays in the front lobby of the Hospital – unknown number of guests served

McCurtain Memorial Hospital Medical Services Area Demographics

Figure 1 displays the McCurtain Memorial Hospital medical services area. McCurtain Memorial Hospital and all area hospitals are outlined in the figure. The surrounding hospitals are identified in the table below by county along with their respective bed count.

As delineated in Figure 1, the primary medical service area of McCurtain Memorial Hospital includes the zip code areas of Eagletown, Haworth, Idabel, Broken Bow, Wright City, Garvin, Millerton, and Valliant. The primary medical service area experienced a population decrease of 2.7 percent from the 2000 Census to the 2010 Census (Table 1). This same service area experienced another population decrease of 6.9 percent from the 2010 Census to the 2020 Census.

The secondary medical services area is comprised of the zip code areas Watson, Smithville, Bethel, Battiest, Ringold, and Rufe. The secondary medical service area experienced a decrease in population of 3.2 percent from 2000 to 2010 followed by a population decrease of 15.4 percent from 2010 to the 2020 Census.

Table 1. Population of McCurtain Memorial Hospital Medical Service Area

Population by Zip Code	2000 Population	2010 Population	2020 Population	% Change 2000-2010	% Change 2010-2020
<i>Primary Medical Service Area</i>					
74734 Eagletown	1,127	1,087	864	-3.5%	-20.5%
74740 Haworth	2,577	2,288	1,969	-11.2%	-13.9%
74745 Idabel	9,821	9,912	9,609	0.9%	-3.1%
74728 Broken Bow	11,906	11,343	11,010	-4.7%	-2.9%
74766 Wright City	1,725	1,595	1,209	-7.5%	-24.2%
74736 Garvin	805	1,178	951	46.3%	-19.3%
74750 Millerton	663	364	205	-45.1%	-43.7%
74764 Valliant	3,499	3,473	3,252	-0.7%	-6.4%
Total	32,123	31,240	29,069	-2.7%	-6.9%
<i>Secondary Medical Service Area</i>					
74963 Watson	742	608	521	-18.1%	-14.3%
74957 Smithville	1,047	1,170	1,049	11.7%	-10.3%
74724 Bethel	338	377	191	11.5%	-49.3%
74722 Battiest	347	286	203	-17.6%	-29.0%
74754 Ringold	415	385	383	-7.2%	-0.5%
74755 Rufe	115	83	113	-27.8%	36.1%
Total	3,004	2,909	2,460	-3.2%	-15.4%

SOURCE: Population data from the U.S. Bureau of Census, Decennial Census 2000, 2010, and 2020 (May 2025)

Table 2 displays the current existing medical services in the primary service area of McCurtain Memorial Hospital medical services area. Most of these services would be expected in a community of Idabel's size: doctors, dentists, nursing homes and pharmacies are present. Services available at McCurtain Memorial Hospital include ER including stroke services, imaging, laboratory, cardiac rehab, physical, occupational and speech therapy, and wellness center gym. A complete list of hospital services and community involvement activities can be found in Appendix A.

Table 2. Existing Medical Services in the McCurtain Memorial Hospital Medical Services Area

Count	Service
1	Hospital, McCurtain Memorial Hospital
19	Physician offices clinics
2	Cardiology clinic
5	Mental Health Counselors
1	Internal Medicine offices
2	Nephrologist offices
2	Pediatric offices
7	Dental Offices
3	Optometrist Offices
3	Chiropractor Offices
3	Nursing Homes
11	Home Health Services
4	Hospice Services
1	County Health Department, McCurtain County
3	EMS Service
3	Durable Medical Equipment providers
9	Pharmacies

In addition to examining the total population trends of the medical service areas, it is important to understand the demographics of those populations. Table 3 displays trends in age groups for the primary and secondary medical service areas as well as McCurtain County in comparison to the state of Oklahoma. Overall, the over 65 age group has experienced an increase in population across all geographies from the 2010 Census to the 2020 Census. This cohort accounted for 15.6 percent of the total population at the state level. In terms of the medical service areas, this age group accounted for 18.6 percent of the primary medical service area, 23.1 percent of the secondary medical service area, and 18.9 percent of the population of McCurtain County. The 45-64 age group accounts for the largest share of the population in the primary (25.4%) and secondary service areas (26.4%) and McCurtain County (25.4%). This is compared to the state share of 24.1 percent of the total population.

**Table 3. Percent of Total Population by Age Group for McCurtain Memorial Hospital
Medical Service Areas, McCurtain County and Oklahoma**

Age Groups	Primary Medical Service Area	Secondary Medical Service Area	McCurtain County	Oklahoma
2010 Census				
0-14	21.5%	20.0%	21.4%	20.7%
15-19	7.3%	6.6%	7.2%	7.1%
20-24	5.6%	4.2%	5.5%	7.2%
25-44	23.7%	21.8%	23.6%	25.8%
45-64	26.7%	29.2%	26.8%	25.7%
65+	<u>15.3%</u>	<u>18.2%</u>	<u>15.5%</u>	<u>13.5%</u>
Totals	100.0%	100.0%	100.0%	100.0%
Total Population	31,240	2,909	33,151	3,751,351
2020 Census				
0-14	21.1%	19.5%	21.1%	20.2%
15-19	6.6%	6.1%	6.5%	6.7%
20-24	5.5%	4.2%	5.5%	7.0%
25-44	22.8%	20.7%	22.7%	26.3%
45-64	25.4%	26.4%	25.4%	24.2%
65+	18.6%	<u>23.1%</u>	<u>18.9%</u>	<u>15.7%</u>
Totals	100.0%	100.0%	100.0%	100.0%
Total Population	29,069	2,460	30,814	3,949,342

SOURCE: U.S. Census Bureau, Decennial Census data for 2010 and 2020 (www.census.gov [May 2025]).

Changes in racial and ethnic groups can impact the delivery of healthcare services, largely due to language barriers and dramatically different prevalence rates for specific diseases, such as diabetes. A noticeable trend in Oklahoma is the growth in the Hispanic origin population. In 2010, those of Hispanic origin accounted for 8.9 percent of the total state population. The 2020 Decennial Census suggest that this population group has experienced an increase to 11.2 percent of the total population. This trend is somewhat evident in McCurtain County and the primary medical service area. This cohort accounted for 6.4 percent of the population in the primary medical service area,

1.8 percent in the secondary, and 6.1 percent of the population in McCurtain County. A more prominent trend for the medical service areas is the share of Native American population. This cohort accounted for 13.9 percent of the primary, 23.9 percent of the secondary medical service area, and 14.7 percent of McCurtain County. This is compared to the state rate of 7.7 percent.

Table 4. Percent of Total Population by Race and Ethnicity for McCurtain Memorial Hospital Medical Service Areas, McCurtain County and Oklahoma

Race/Ethnic Groups	Primary Medical Service Area	Secondary Medical Service Area	McCurtain County	Oklahoma
2010 Census				
White	67.2%	69.9%	67.1%	72.2%
Black	9.2%	0.1%	8.7%	7.4%
Native American ¹	14.4%	24.1%	15.1%	8.6%
Other ²	2.9%	1.1%	2.7%	5.9%
Two or more Races ³	6.3%	4.8%	6.2%	5.9%
Hispanic Origin ⁴	<u>4.7%</u>	<u>2.8%</u>	<u>4.7%</u>	<u>8.9%</u>
Total Population	31,240	2,909	33,151	3,751,351
2020 Census				
White	60.0%	64.9%	60.0%	71.1%
Black	8.8%	0.2%	8.3%	7.3%
Native American ¹	13.9%	23.9%	14.7%	7.7%
Other ²	5.0%	0.6%	4.7%	5.2%
Two or more Races ³	12.4%	10.4%	12.3%	8.7%
Hispanic Origin ⁴	<u>6.4%</u>	<u>1.8%</u>	<u>6.1%</u>	<u>10.9%</u>
Total Population	29,069	2,460	30,814	3,949,342

SOURCE: U.S. Census Bureau, Decennial Census data for 2010 and 2020 (www.census.gov [May 2025]).

Table 5 displays various education variables for McCurtain County. The first three lines are education attainment percentages for the population aged 25 years and greater. In McCurtain County, 85.7 percent of the population has at least their high school diploma, 37 percent has at least some college, and 15.5 percent of the population has at least a bachelor's degree. The far-right handed column provides a ranking within the state based on the highest, or most favorable

percentages. The free and reduced lunch rate is the share of children in McCurtain County who are enrolled in public school and eligible for free and reduced lunches. McCurtain County's rate is 74 percent. This is higher than the state average of 56 percent. This is the 67th lowest rate in the state.

Table 5. Education Data for McCurtain County and the State of Oklahoma

Indicator	County	State	McCurtain County Ranking
At Least High School Diploma	85.7%	89.1%	54th Highest
Some College	37.0%	50.1%	63rd Highest
At Least Bachelor's Degree	15.5%	27.8%	59th Highest
Free and Reduced Lunch Rate	74.0%	56.0%	67th Lowest

Sources: U.S. Census Bureau, American Community Survey, 2019-2023, National Center for Education Statistics 2021-2022

Table 6 includes payer source data for McCurtain County residents in comparison to the state. A ranking is also provided with the lowest percentages as the more favorable ranking. In 2022, 16.4 percent of individuals under the age of 65 were categorized as uninsured. This is higher than the state rate of 14.3 percent. In terms of children, or those under the age of 19, this rate was 7.1 percent. This was lower than the state rate of 7.7 percent. In 2024, 23.6 percent of the population had Medicare as a payer for healthcare. This includes Medicare parts A, B and Advantage. When examining just traditional (Medicare A&B), this share accounted for 16.7 percent of the population, and 6.9 percent was enrolled with Medicare Advantage. In terms of Medicaid, 39.3 percent of the population in McCurtain County had Medicaid as a payer source. Further, 5.7 percent of the population was a dual enrollee, or enrolled in both Medicare and Medicaid.

Table 6. Payer Source Data for McCurtain County and the State of Oklahoma

Indicator	County	State	McCurtain County Ranking
2022 Uninsured rate (under 65)	16.4%	14.3%	56th Lowest
2022 Uninsured rate (under 19)	7.1%	7.7%	8th Lowest
2024 Medicare share of total population	23.6%	20.1%	42nd Lowest
2024 Traditional Medicare (A & B)	16.7%	11.9%	52nd Lowest
2024 Medicare Advantage & Other	6.9%	8.1%	31st Lowest
2024 Medicaid share of total population	39.3%	25.9%	75th Lowest
2024 Dual Enrollees (Medicare & Medicaid)	5.7%	3.1%	66th Lowest

Sources: U.S. Census Bureau Small Area Health Insurance Estimates, 2022; Centers for Medicare and Medicaid Services, Medicare Part A and B Recipients by State and County, September 2024 Enrollment Data; Oklahoma Health Care Authority, Total Enrollment by County, December 2024 Enrollment Data

Summary of Community Input for CHNA

Community input was gathered through two community meetings in an in-person format. Local community members had the opportunity to meet in person at the OSU Extension Office in Idabel, Oklahoma. The meetings were held on March 18, 2025 and April 15, 2025. The meeting presentations and handouts can be found in Appendices C-E. McCurtain Memorial Hospital facilitated the gathering of the secondary data and the completion of the survey. Data summaries are provided in the following sections.

Community members who were included to provide input:

- McCurtain Memorial Hospital representatives
- McCurtain County Health Department
- LIFT Community Action Agency
- Oklahoma State Department of Health
- McCurtain County Cooperative Extension
- McCurtain County Health Coalition
- House Upon a Rock
- Oklahoma Human Services
- OSU Extension Office

All community members are invited to the coalition meetings as the meetings are open to the public. Also invited were the McCurtain County Coalition members and the Idabel Chamber of Commerce. Broken Bow Chamber of Commerce members were also invited. The hospital participates in the coalition meetings as they represent a large part of county population. Hospital representatives strived to include individuals who had strong community engagement and could speak well to the broader needs of the community. Therefore, a significant effort was placed on including representatives from the public health sector and those who serve the underserved, low-income or racially diverse populations to gain their perspective of needs in the community.

Health Data

Various sources of health data were examined including data from the County Health Rankings and Roadmaps Program through the University of Wisconsin Population Health Institute, and the Robert Wood Johnson Foundation. The County Health Rankings program evaluates and groups counties based on two distinct areas: Community Conditions and Health and Well-being. These groupings identify where each county compares in relation to all counties in the United States.

Community Conditions, considered tomorrow's health, are comprised of health infrastructure, physical environment, and social and economic factors. The counties are shaded and divided into deciles. McCurtain County's overall health is in the bottom 20% in the United States. Further, in general, the health status of McCurtain County residents is somewhat comparable to that of neighboring counties. Areas of concern include McCurtain County's flu vaccinations of Medicare beneficiaries, access to exercise opportunities, the food environment index, preventable hospital stays, the rate of uninsured, the share of the population driving alone to work, broadband access, the share of the population that has some college, high school completion rate, unemployment rate, income inequality, share of children below the poverty threshold, injury deaths and the child cost burden. All community condition variables are presented in Table 9 along with McCurtain County

specific data, error margin, state average, and the United States average. The yellow highlighted categories are the areas identified by the County Health Rankings and Roadmaps as areas to explore (generally where McCurtain County ranks poorly compared to the national benchmark). The green highlighted areas are identified by County Health Rankings and Roadmaps as areas of strength for McCurtain County.

Table 7. Community Conditions

Category	McCurtain County	Error Margin	Oklahoma	United States
Health Infrastructure				
Flu Vaccinations	32%		44%	48%
Access to Exercise Opportunities	56%		71%	84%
Food Environment Index	5.9		5.5	7.4
Primary Care Physicians	2,210:1		1,690:1	1,330:1
Mental Health Providers	260:1		230:1	300:1
Dentists	2,580:1		1,560:1	1,360:1
Preventable Hospital Stays	4,113		2,979	2,666
Mammography Screening	36%		41%	44%
Uninsured	16%	14-18%	24%	20%
Physical Environment				
Severe Housing Problems	12%	10-13%	14%	17%
Driving Alone to Work	85%	83-88%	79%	70%
Long Commute-Driving Alone	29%	25-32%	28%	37%
Air Pollution: Particulate Matter	9.0		8.9	7.3
Drinking Water Violations	Yes			
Broadband Access	77%	75-80%	87%	90%
Library Access	2		2	2
Social & Economic Factors				
Some College	47%	43-51%	60%	68%
High School Completion	86%	84-87%	89%	89%
Unemployment	4.2%		3.2%	3.6%
Income Inequality	5.0	4.5-5.5	4.6	4.9
Children in Poverty	29%	21-37%	21%	16%
Injury Deaths	136	117-154	102	84
Social Associations	12.6		11.2	9.1
Child Care Cost Burden	39%		36%	28%

Source: County Health Rankings & Roadmaps; University of Wisconsin Population Health Institute; Robert Wood Johnson Foundation

The following figure depicts each county's rank by shade. McCurtain County's rank is comparable to Choctaw and Pushmataha Counties but is less favorable than the rate of Le Flore County.

Figure 2. 2025 Community Conditions – Oklahoma

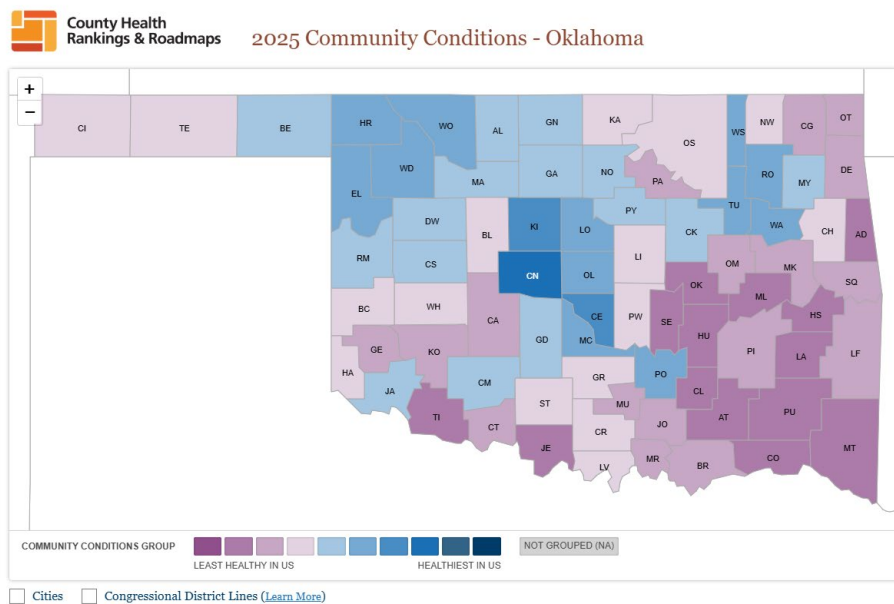
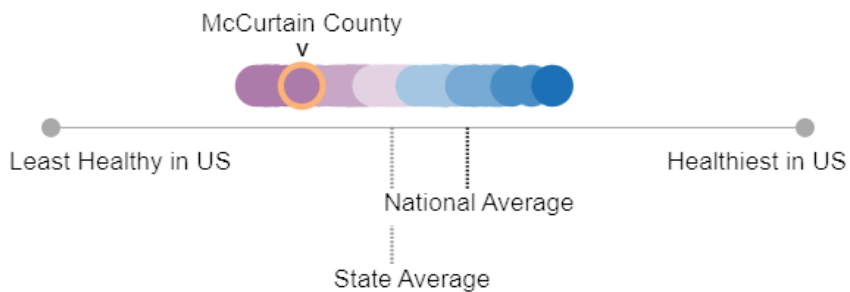


Figure 3. McCurtain County Community Conditions - 2025



McCurtain County Community Conditions - 2025



McCurtain County is faring worse than the average county in Oklahoma for Community Conditions, and worse than the average county in the nation.

In terms of Population Health and Well-being, considered today's health, McCurtain County's ranking is least healthy in the United States. Health and well-being outcomes are comprised of two areas: length of life and quality of life. The variables for each of these sections are presented in Table 8.

Table 8. Population Health and Well-Being

Category	McCurtain County	Error Margin	Oklahoma	United States
Length of Life				
Premature Death	17,800	16,100-19,500	10,900	8,400
Quality of Life				
Poor Physical Health Days	5.5	4.6-6.6	4.3	3.9
Low Birth Weight	8%	7-9%	8%	8%
Poor Mental Health Days	6.5	5.4-7.7	5.7	5.1
Poor or Fair Health	28%	25-31%	20%	17%

Source: County Health Rankings & Roadmaps; University of Wisconsin Population Health Institute; Robert Wood Johnson Foundation

Figure 3 shows population and well-being outcomes for the state by shades. Figure 4 shows county population health and well-being outcomes rankings by shades. McCurtain County's rank/categorization is slightly better than Choctaw and Pushmataha Counties but is less favorable than the rate of Le Flore County.

Figure 4. 2025 Population Health and Well-being – Oklahoma

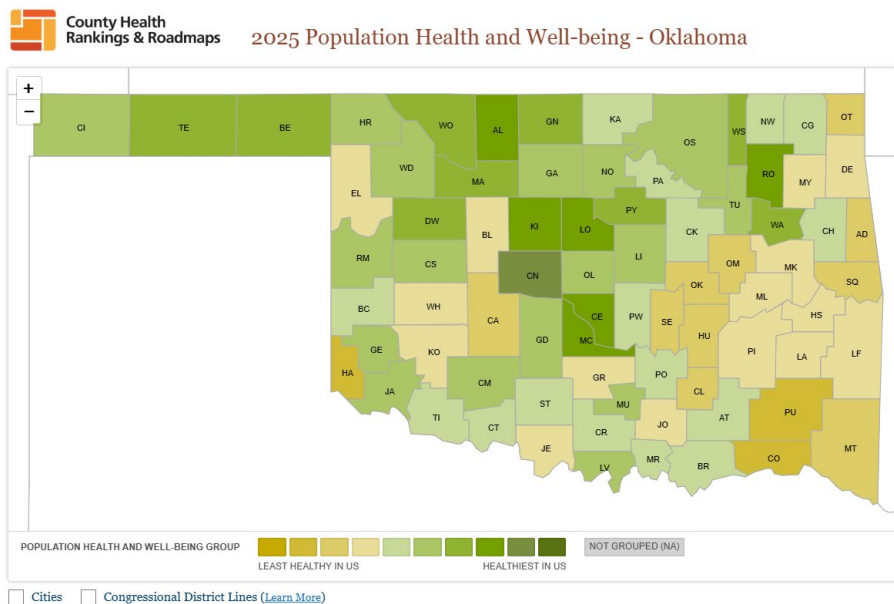
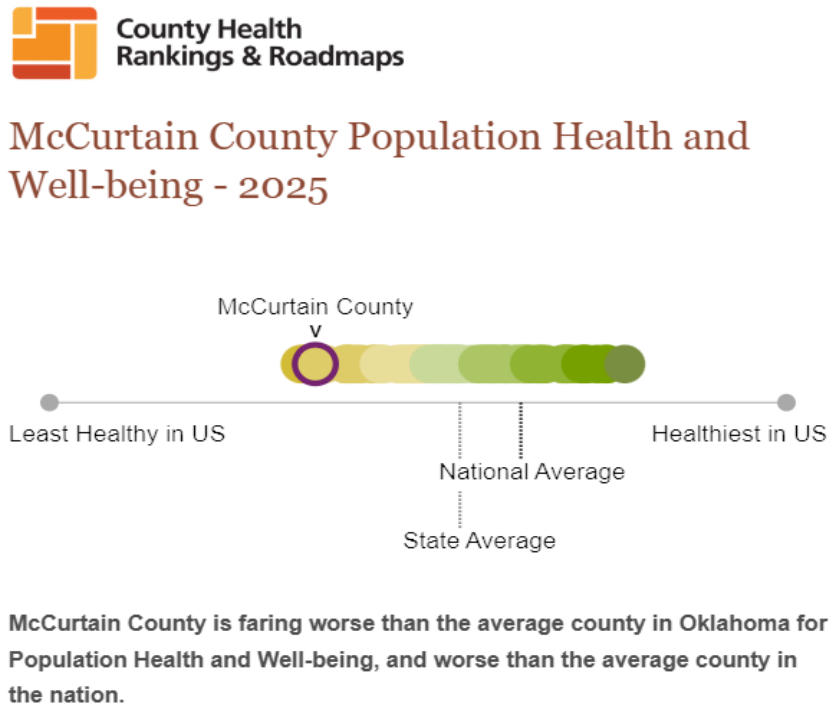


Figure 5. McCurtain County Population Health and Well-being - 2025



Community Survey Methodology and Results

Two surveys were designed to gauge hospital usage, satisfaction, and community health needs. Both surveys were hosted through Google Forms. Text message campaigns and social media posts were utilized to help promote them. Employees shared the social media posts with their personal pages, and they were posted in community Facebook groups. A copy of both survey forms and responses can be found in Appendix E.

The first survey ran from December 20, 2024 to January 10, 2025. The second survey ran from January 6, 2025 until February 3, 2025. For survey 1, a total of 45 responses were recorded. For survey 2, a total of 39 responses were recorded. All respondents marked McCurtain County as their resident county.

Key Findings from Community Surveys

Community survey responses revealed the following insights:

- **Top Health Concerns:** Obesity, diabetes, heart disease, drug use, smoking/vaping, alcohol use, and concerns with quality of medical care, especially regarding elderly and end-of-life care.
- **Barriers to Care:** High cost of healthy living and care, lack of specialty providers, poor transportation in rural areas, limited insurance coverage, and dissatisfaction with provider quality.

- Underserved Groups: Rural residents, people without transportation, low-income populations, and the elderly.

The following table delineates the average rating for the indicators on survey 2.

Table 9. Average Rating for Health Care Services – Survey 2

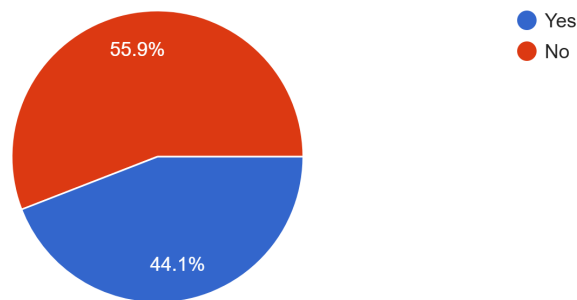
Indicator	Average Rating on a 5 point scale
How satisfied are you with the availability of healthcare services in McCurtain County?	3.51
Quality of physician/provider care	3.64
Quality of hospital/clinic care	3.44
Number of physicians/providers	3.13
Cost of local healthcare	2.95
Access to specialty care services	2.38
Access to Long Term Care	2.74

Survey 2 also asked the residents of McCurtain county if they felt that there were groups in McCurtain County and surrounding communities that are unable to access adequate healthcare. 34 responses were received, with 55.9% responding no and 44.1% responding yes. (Figure 4).

Figure 6. CHNA Survey 2, Question 3

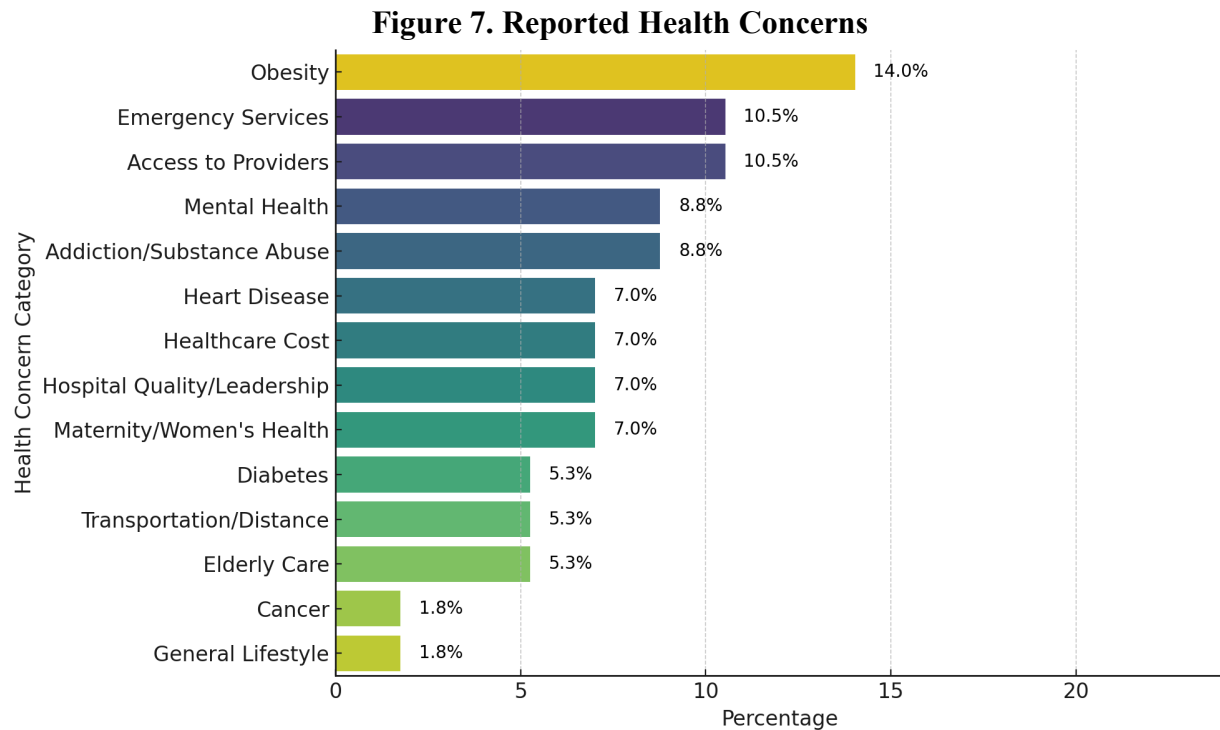
Are there groups in McCurtain County and the surrounding communities that are unable to access adequate healthcare?

34 responses



Local Healthcare Concerns and Additional Services

Respondents were asked what they saw as some of the greatest health concerns in the community. The most common response was obesity with 14%, followed by emergency services and access to providers with 10.5%. The full distribution is below in Figure 5.



Community Health Needs – Identification of Priorities

To gather community input, two meetings were held. Local community members had the option to attend in-person meetings hosted at the OSU Extension Office in Idabel. These meetings were held on March 18, 2025 and April 15, 2025. A complete listing of individuals who participated is included in Appendix B.

The top concerns identified at this meeting were as followed:

- Chronic diseases
- Mental Health Concerns
- Drug use/addiction
- Lack of physicians and specialists
- Lack of OB/GYN services

The following areas for improvement are:

- Number of physicians and specialists
- Urgent and maternity care
- Affordability of Care
- Transportation costs.

CHNA Priorities

The following is a list of priorities identified and are not in a specific order:

1. Specialty Services, Access to Providers, and Chronic Disease Prevention & Management

McCurtain Memorial Hospital continues to partner with OU Health, Dr. Ahmad and Dr. Leach, to provide a number of specialty consults including nephrology, cardiology, infectious disease,

pulmonology, wound care, neurology, and telestroke. In doing so, this will reduce travel time for patients/family members and provide services not currently offered. These initiatives will allow time and life-saving critical care decisions.

Oklahoma Heart Hospital also provides cardiology consults bimonthly at the Idabel Rural Health Clinic.

McCurtain Memorial Hospital and Oklahoma State University Medicine have partnered to bring psychiatry and addiction consults to the emergency department via virtual care.

McCurtain Memorial Hospital has a general surgeon on staff, Dr. Michael Brown, D.O., who provides services including but not limited to the following:

- Appendix Removal (Appendectomy)
- Gallbladder Removal (Cholecystectomy)
- Stomach and Intestinal Surgeries
- Hernia Repair
- Colon Surgeries
- Biopsies
- Colonoscopy

McCurtain Memorial Hospital operates two (2) rural health clinics (RHC) in Idabel and Valliant, Oklahoma. At the Idabel RHC, there are two (2) providers that offer urgent care and primary care services. At the Valliant RHC, there is one provider that offers urgent and primary care services. Idabel RHC is open Monday through Saturday from 9:00 AM to 6:30 PM. Valliant RHC is open Monday through Thursday from 9:00 AM to 6:30 PM. Both clinics take walk-in appointments and scheduled appointments, and can help with chronic disease prevention and management.

2. Services for Aging Population

McCurtain Memorial Hospital developed a stepdown/swing bed program at the hospital to focus on predominantly aging patients who needed more specialized care than perhaps they would receive at an assisted living facility or nursing center, yet short of need for inpatient acute care. This program was designed to address a number of clinical obstacles and through nursing, therapy and rehabilitation the goal is for the patient to return home or to the nursing/assisted living facility.

3. Continuity of Care

McCurtain Memorial Hospital continues to partner with the 340B program to provide cost-effective drug program to uninsured/under-insured patients who otherwise may not have the resources to acquire lifesaving drugs. Additionally, as stated in item 2, the hospital has developed a swing bed program that allows a more aggressive inpatient stepdown hospitalization program affording patients more stability before discharge to home or their nursing facility.

4. Cost of Care

McCurtain Memorial Hospital has become a partner in the 340B drug program, providing cost saving drugs to uninsured/under-insured patients. The hospital also provides resources to patients and their families seeking financial assistance with the cost of their care.

5. Obesity

The Hospital continues operation of the Patricia R. Baggs Rehabilitation and Wellness Center at low cost to all community members with discounted rates for seniors and free access to employees of the hospital and other groups of the community such as teachers. The Hospital will also continue to maintain the Garden Meadows Walking Trail located in the front of the hospital which is free and open to the public. The consumption of healthy snacks is encouraged to all patients, visitors, and employees. The gift shop offers beef jerky, popcorn, various packaged nuts, and more for purchase.

6. Health Literacy

McCurtain Memorial Hospital continues to provide education to patients in general wellness and early detection of high blood pressure, obesity, and other chronic illnesses i.e. cancer, diabetes, heart disease, arthritis, and asthma, etc. In the emergency department waiting room and in the lobby of administration, there are educational tips on mental health awareness, healthy habits, nutrition, and other general wellness tips. There are also ads for routine health screenings.

Non-Action Items

1. McCurtain Memorial Hospital lacks the resources to provide additional inpatient mental health services and/or facilities for both men, women, and children.
2. McCurtain Memorial Hospital lacks the resources to provide additional women's health services/OBGYN care.
3. McCurtain Memorial Hospital lacks the resources to provide additional transportation.
4. McCurtain Memorial Hospital lacks the resources to provide substance abuse assistance.
5. McCurtain Memorial Hospital lacks the resources to provide housing and homeless situation help.

Community Health Needs Assessment Marketing Plan

The hospital will make the Community Health Needs Assessment Summary and Implementation Strategy Plan available upon request at McCurtain Memorial Hospital, and a copy will be available to be downloaded from the hospital's website (<https://www.mmhok.net/>).

Appendix A

Hospital Services/Community Benefits

Current Services Provided at McCurtain Memorial Hospital as of 4/15/2025

- ER services
 - Stroke services
- Medical Inpatient Services
- Swing Bed Services
- Diagnostic Digital Imaging Services
 - Mammography
 - Sonography
 - Ultrasound
 - CT
 - X-Ray
 - Echocardiography
 - Video Fluoroscopic Swallowing Exam
- Laboratory
- Cardiac Rehab
- Respiratory Therapy
 - FIT tests
- EKG/EEG Services
- Infusion Therapy Services
- Blood Transfusion Services
- Rehabilitation Services
 - Physical Therapy
 - Occupational Therapy
 - Speech Therapy
 - Cardiac Therapy
- Wellness Center Gym (open to the community)
- General Surgery Services
 - Appendix Removal (Appendectomy)
 - Gallbladder Removal (Cholecystectomy)
 - Stomach and Intestinal Surgeries
 - Hernia Repair
 - Colon Surgeries
 - Biopsies
 - Colonoscopy
 - EGD
 - Amputations

Appendix B

Community Input Participants

Patti Turpin – House Upon a Rock
Jennifer Harwood – LIFT Healthy Start
Whitney Younts – LIFT Healthy Start
Raegan Baker – LIFT Choosing Childbirth
Kelly Thomas – LIFT CAA – WRO
Kena Allen – McCurtain Memorial Hospital
Anntricia Bray – Unfiltered & BB Schools
Dalyn Thompson – Brighter Heights of Oklahoma
Hannah Wetzel – OSU Extension
Casey Citty – OSU Extension
Alex Tunnell – OSU Extension
Kelsey Ratcliff – OSU Extension
Leo Perez – OSU High Obesity Program
Doug Ishmael – Evolution Foundation
Lindsey Bowen – Oklahoma Department of Health Dist. 9
Tammy Bray-Wright – McCurtain County Health Department
Dayton Booth – Field Representative for U.S. Congressman Josh Brecheen
Lance Hammon – Oklahoma Human Services

Appendix C
McCurtain County Health Indicators and Outcomes

Table 7. Community Conditions

Category	McCurtain County	Error Margin	Oklahoma	United States
Health Infrastructure				
Flu Vaccinations	32%		44%	48%
Access to Exercise Opportunities	56%		71%	84%
Food Environment Index	5.9		5.5	7.4
Primary Care Physicians	2,210:1		1,690:1	1,330:1
Mental Health Providers	260:1		230:1	300:1
Dentists	2,580:1		1,560:1	1,360:1
Preventable Hospital Stays	4,113		2,979	2,666
Mammography Screening	36%		41%	44%
Uninsured	16%	14-18%	24%	20%
Physical Environment				
Severe Housing Problems	12%	10-13%	14%	17%
Driving Alone to Work	85%	83-88%	79%	70%
Long Commute-Driving Alone	29%	25-32%	28%	37%
Air Pollution: Particulate Matter	9.0		8.9	7.3
Drinking Water Violations	Yes			
Broadband Access	77%	75-80%	87%	90%
Library Access	2		2	2
Social & Economic Factors				
Some College	47%	43-51%	60%	68%
High School Completion	86%	84-87%	89%	89%
Unemployment	4.2%		3.2%	3.6%
Income Inequality	5.0	4.5-5.5	4.6	4.9
Children in Poverty	29%	21-37%	21%	16%
Injury Deaths	136	117-154	102	84
Social Associations	12.6		11.2	9.1
Child Care Cost Burden	39%		36%	28%

Source: County Health Rankings & Roadmaps; University of Wisconsin Population Health Institute; Robert Wood Johnson Foundation

Figure 2. 2025 Community Conditions – Oklahoma

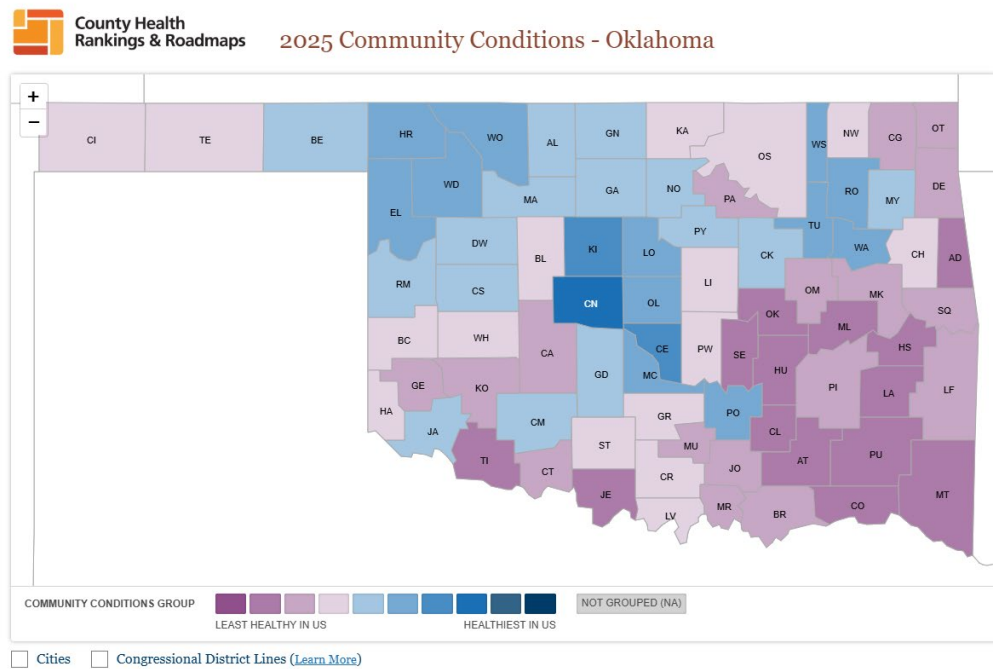
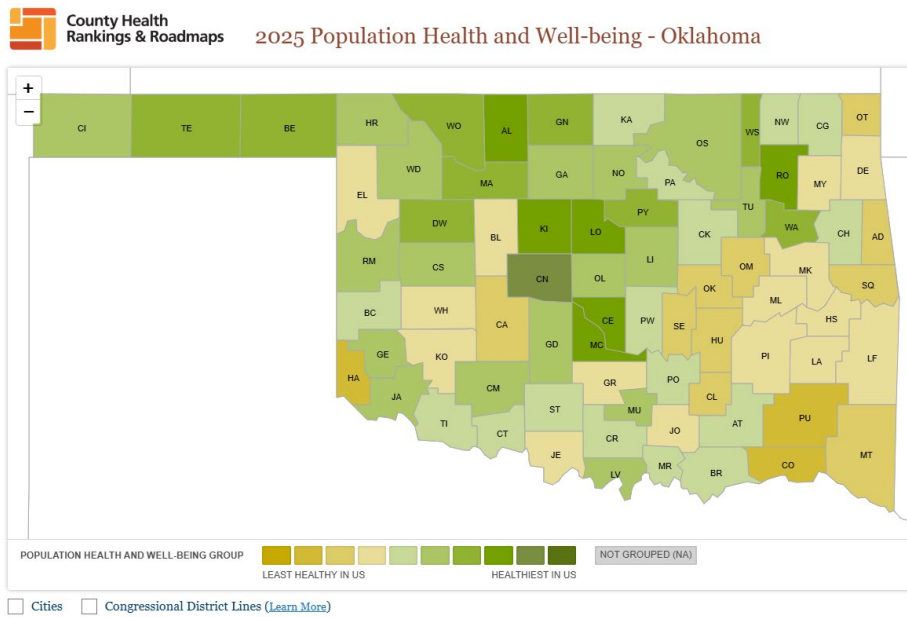


Table 8. Population Health and Well-Being

Category	McCurtain County	Error Margin	Oklahoma	United States
Length of Life				
Premature Death	17,800	16,100-19,500	10,900	8,400
Quality of Life				
Poor Physical Health Days	5.5	4.6-6.6	4.3	3.9
Low Birth Weight	8%	7-9%	8%	8%
Poor Mental Health Days	6.5	5.4-7.7	5.7	5.1
Poor or Fair Health	28%	25-31%	20%	17%

Source: County Health Rankings & Roadmaps; University of Wisconsin Population Health Institute; Robert Wood Johnson Foundation

Figure 4. 2025 Population Health and Well-being – Oklahoma



Appendix D
Survey Form and Results

Community Health Needs Survey

McCurtain Memorial Hospital is conducting a **Community Health Needs Assessment (CHNA)** to better understand the healthcare needs of our community. Your input is vital in helping us identify areas where we can improve, prioritize services, and create a healthier future for everyone in McCurtain County.

Please take a moment to share your thoughts by answering the questions below. Your feedback will directly shape the programs, services, and initiatives we implement to meet the needs of our community.

Together, we can build a stronger, healthier McCurtain County. Thank you for your participation!



Not shared



Are you a McCurtain County Resident?



Yes



No

What do you see as some of the greatest health concerns in the community?

Your answer

If you could change one thing in to improve the overall quality of life, what would it be?

Your answer



In terms of the low income, racially diverse, or medically underserved populations in McCurtain County, what do you see as barriers to care and needs?

Your answer

Submit

Clear form

Never submit passwords through Google Forms.

This form was created inside of MMH.
Does this form look suspicious? [Report](#)

Google Forms





Community Health Needs Survey

We are still gathering valuable feedback for our Community Health Needs Assessment (CHNA), and we'd love for you to participate! Your input is essential in helping McCurtain Memorial Hospital better understand the healthcare needs of our community.

By sharing your thoughts, you're playing a key role in shaping the programs, services, and initiatives that will help us improve and prioritize healthcare for everyone in McCurtain County.

Let's continue working together to build a healthier future for our community. Thank you for your ongoing support and participation!



Not shared



Are you a McCurtain County Resident?

☐ Yes

☐ No

How satisfied are you with the availability of healthcare services in McCurtain County?

1



2



3



4



5



Are there groups in McCurtain County and the surrounding communities that are unable to access adequate healthcare?

☐ Yes

☐ No

If yes, who do you feel the groups are for?

Your answer

The following we ask you rate from 1 to 5 with 5 being highly satisfied. This pertains to all of McCurtain County services:

Quality of physician/provider care

1



2



3



4



5



Quality of hospital/clinic care

1



2



3



4



5



Number of physicians/providers

1



2



3



4



5



Cost of local healthcare

1



2



3



4



5



Access to specialty care services

1



2



3



4



5



Access to Long Term Care

1



2



3



4



5



Submit

Clear form

Never submit passwords through Google Forms.

This form was created inside of MMH.
Does this form look suspicious? [Report](#)

Google Forms



